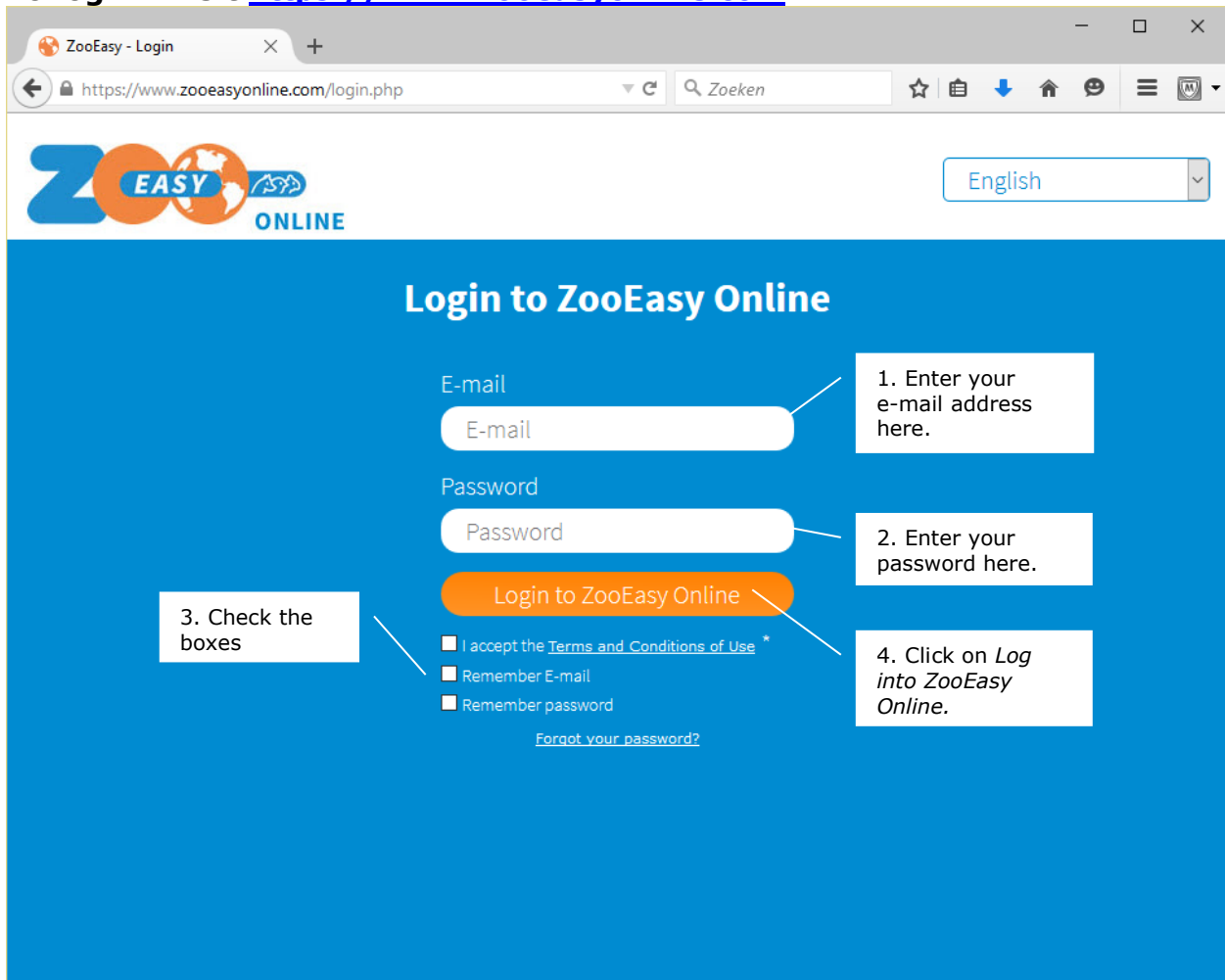
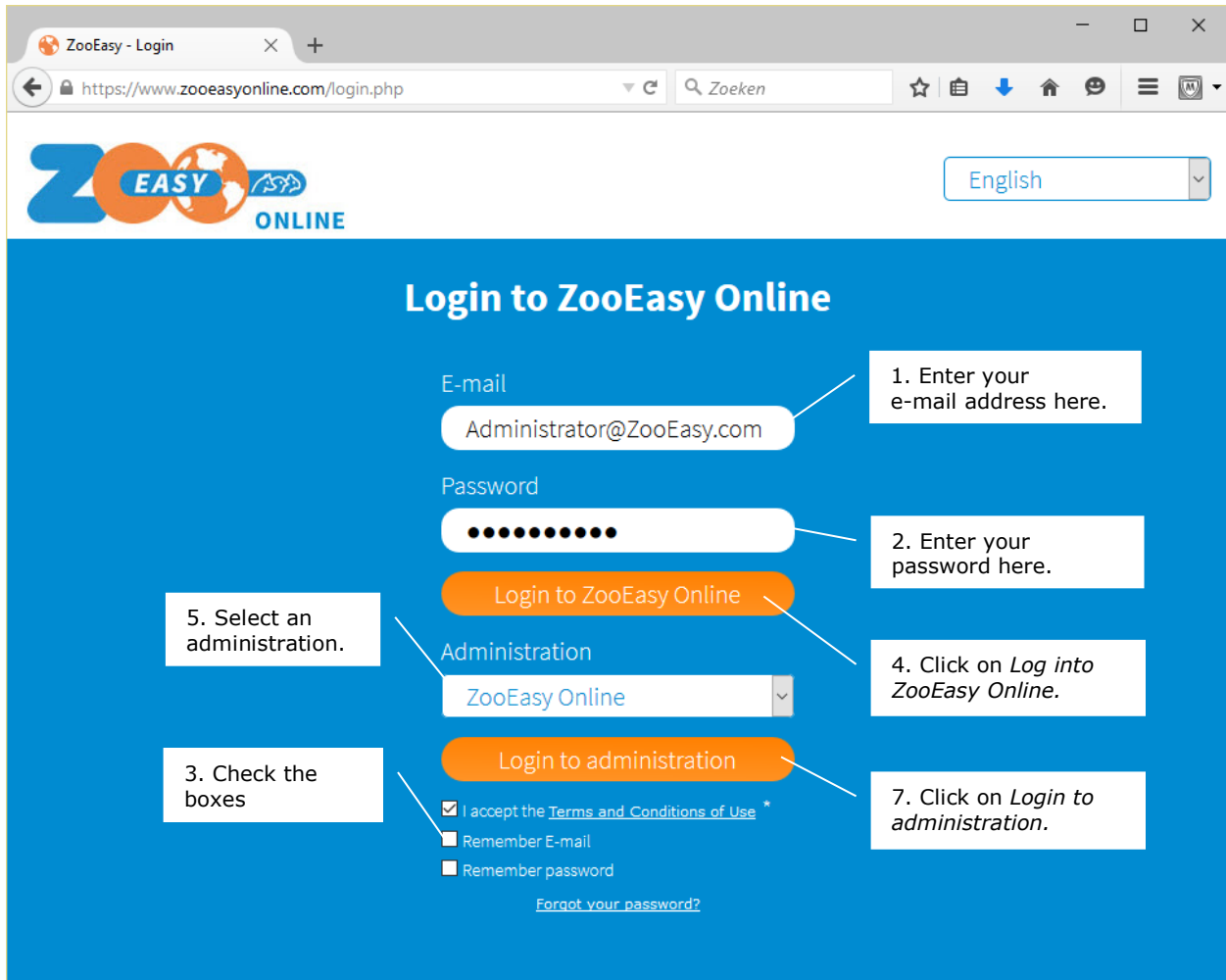


To log in: Visit <https://www.zooeasyonline.com>

A screenshot of a web browser showing the login page for ZooEasy Online. The browser's address bar shows "https://www.zooeasyonline.com/login.php". The page has a blue header with the ZooEasy Online logo and a language dropdown menu set to "English". The main content area is blue and titled "Login to ZooEasy Online". It contains an "E-mail" input field, a "Password" input field, an orange "Login to ZooEasy Online" button, and three checkboxes: "I accept the Terms and Conditions of Use", "Remember E-mail", and "Remember password". A "Forgot your password?" link is below the checkboxes. Four white boxes with numbered instructions are overlaid on the page: 1. "1. Enter your e-mail address here." points to the E-mail field. 2. "2. Enter your password here." points to the Password field. 3. "3. Check the boxes" points to the checkboxes. 4. "4. Click on Log into ZooEasy Online." points to the login button.

**OR**

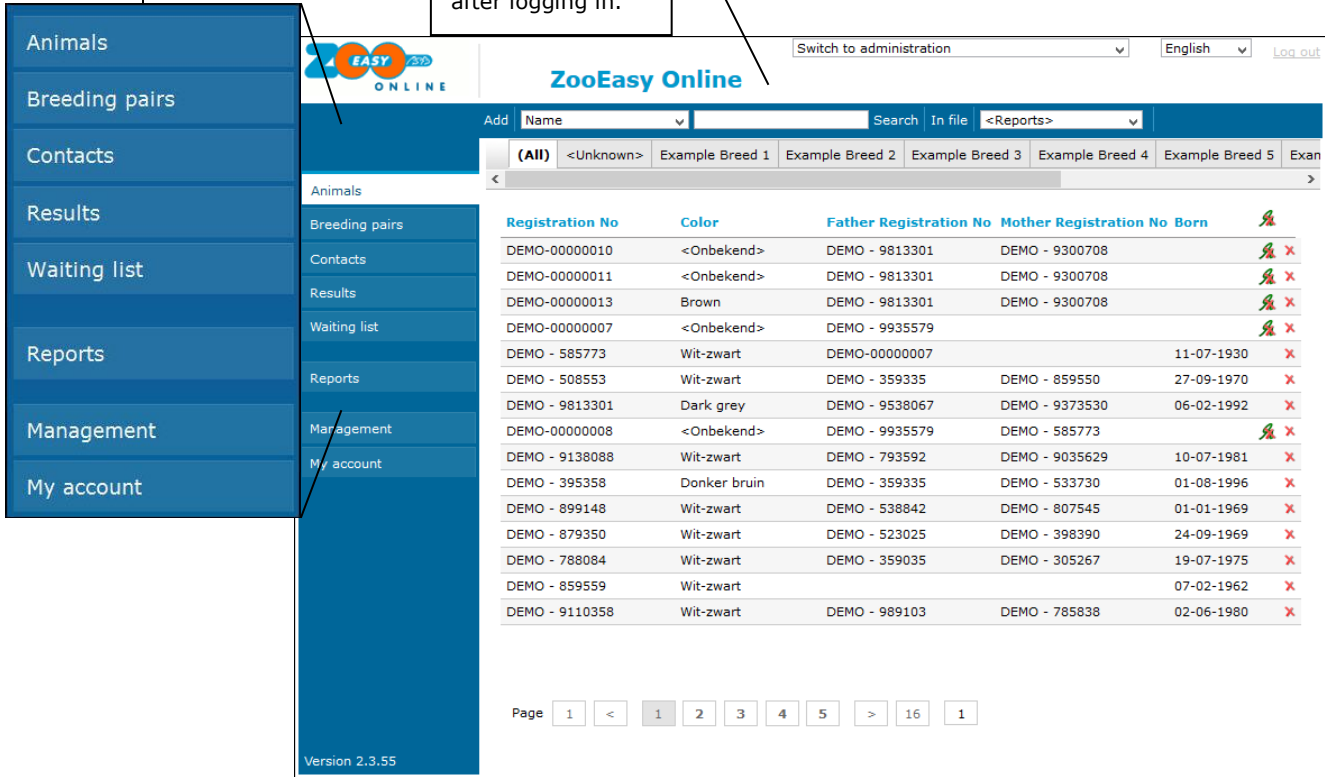
*Specific terms can vary for different animal types.*

A screenshot of a web browser showing the ZooEasy Online login page. The browser's address bar shows "https://www.zooeasyonline.com/login.php". The page has a blue header with the ZooEasy Online logo and a language dropdown set to "English". The main content area is blue and titled "Login to ZooEasy Online". It contains a login form with the following elements: an "E-mail" field with "Administrator@ZooEasy.com", a "Password" field with masked characters, an orange "Login to ZooEasy Online" button, an "Administration" dropdown menu with "ZooEasy Online" selected, an orange "Login to administration" button, and three checkboxes: "I accept the Terms and Conditions of Use" (checked), "Remember E-mail", and "Remember password". A link for "Forgot your password?" is at the bottom. Seven numbered callout boxes provide instructions: 1. Enter your e-mail address here. (points to the E-mail field), 2. Enter your password here. (points to the Password field), 3. Check the boxes (points to the checkboxes), 4. Click on Log into ZooEasy Online. (points to the "Login to ZooEasy Online" button), 5. Select an administration. (points to the "Administration" dropdown), 6. Click on Login to administration. (points to the "Login to administration" button), 7. Click on Login to administration. (points to the "Login to administration" button).

*Specific terms can vary for different animal types.*

9. Click on one of the main menu items to continue.

8. The ZooEasy Online opening screen appears after logging in.

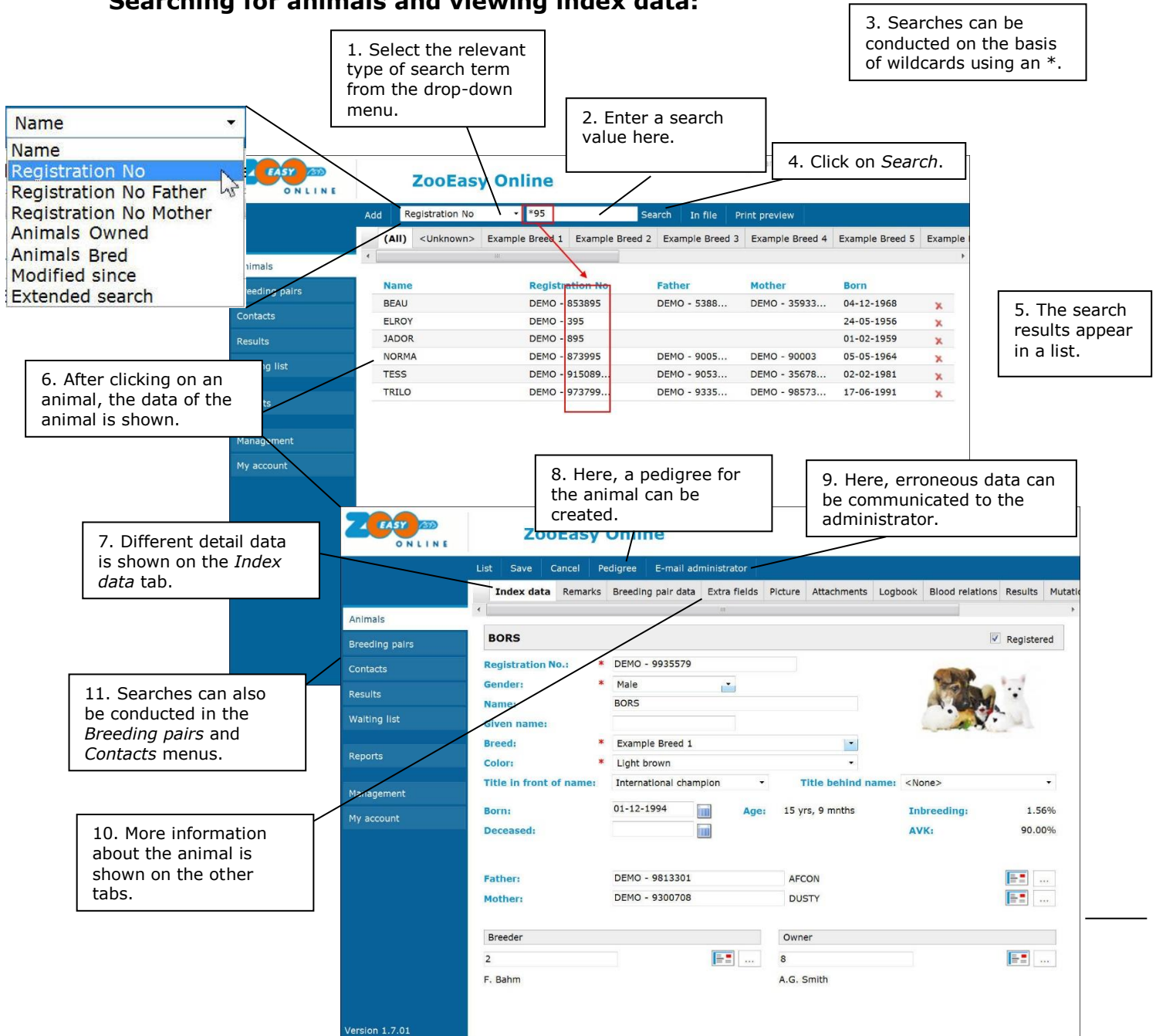


The screenshot shows the ZooEasy Online interface. On the left is a vertical blue menu with the following items: Animals, Breeding pairs, Contacts, Results, Waiting list, Reports, Management, and My account. The main content area displays a table of animals with the following columns: Registration No, Color, Father Registration No, Mother Registration No, and Born. The table contains 15 rows of data. At the bottom of the table, there is a pagination control showing 'Page 1' and a series of numbered buttons from 1 to 16.

Registration No	Color	Father Registration No	Mother Registration No	Born
DEMO-00000010	<Onbekend>	DEMO - 9813301	DEMO - 9300708	
DEMO-00000011	<Onbekend>	DEMO - 9813301	DEMO - 9300708	
DEMO-00000013	Brown	DEMO - 9813301	DEMO - 9300708	
DEMO-00000007	<Onbekend>	DEMO - 9935579		
DEMO - 585773	Wit-zwart	DEMO-00000007		11-07-1930
DEMO - 508553	Wit-zwart	DEMO - 359335	DEMO - 859550	27-09-1970
DEMO - 9813301	Dark grey	DEMO - 9538067	DEMO - 9373530	06-02-1992
DEMO-00000008	<Onbekend>	DEMO - 9935579	DEMO - 585773	
DEMO - 9138088	Wit-zwart	DEMO - 793592	DEMO - 9035629	10-07-1981
DEMO - 395358	Donker bruin	DEMO - 359335	DEMO - 533730	01-08-1996
DEMO - 899148	Wit-zwart	DEMO - 538842	DEMO - 807545	01-01-1969
DEMO - 879350	Wit-zwart	DEMO - 523025	DEMO - 398390	24-09-1969
DEMO - 788084	Wit-zwart	DEMO - 359035	DEMO - 305267	19-07-1975
DEMO - 859559	Wit-zwart			07-02-1962
DEMO - 9110358	Wit-zwart	DEMO - 989103	DEMO - 785838	02-06-1980

*Specific terms can vary for different animal types.*

## Searching for animals and viewing index data:



1. Select the relevant type of search term from the drop-down menu.

2. Enter a search value here.

3. Searches can be conducted on the basis of wildcards using an \*.

4. Click on Search.

5. The search results appear in a list.

6. After clicking on an animal, the data of the animal is shown.

7. Different detail data is shown on the *Index data* tab.

8. Here, a pedigree for the animal can be created.

9. Here, erroneous data can be communicated to the administrator.

10. More information about the animal is shown on the other tabs.

11. Searches can also be conducted in the *Breeding pairs* and *Contacts* menus.

Name	Registration No.	Father	Mother	Born
BEAU	DEMO - 853895	DEMO - 5388...	DEMO - 35933...	04-12-1968
ELROY	DEMO - 395			24-05-1956
JADOR	DEMO - 895			01-02-1959
NORMA	DEMO - 873995	DEMO - 9005...	DEMO - 90003	05-05-1964
TESS	DEMO - 915089...	DEMO - 9053...	DEMO - 35678...	02-02-1981
TRILO	DEMO - 973799...	DEMO - 9335...	DEMO - 98573...	17-06-1991

**Index data**

**BORS**  Registered

Registration No.: DEMO - 9935579

Gender: Male

Name: BORS

Given name:

Breed: Example Breed 1

Color: Light brown

Title in front of name: International champion Title behind name: <None>

Born: 01-12-1994 Age: 15 yrs, 9 mths Inbreeding: 1.56%

Deceased: AVK: 90.00%

Father: DEMO - 9813301 AFCON

Mother: DEMO - 9300708 DUSTY

Breeder: 2 F. Bahm

Owner: 8 A.G. Smith

*Specific terms can vary for different animal types.*

### Creating trial breeding pairs and pedigrees:

1. Click on *Trial Breeding pair*.

Add Registration No. Male  Search In file Print preview Trial Breeding pair

2. Select a male and female animal.

Male: DEMO - 9935579

Female: DEMO - 9559233

Number of generations used for relationship calculation:

Unlimited

Limited to



12.50%

4. Click here to calculate the relationship percentage between the two animals.

3. Enter the number of generations of ancestors to be used here.

5. Click here to create a trial pedigree for the descendants.

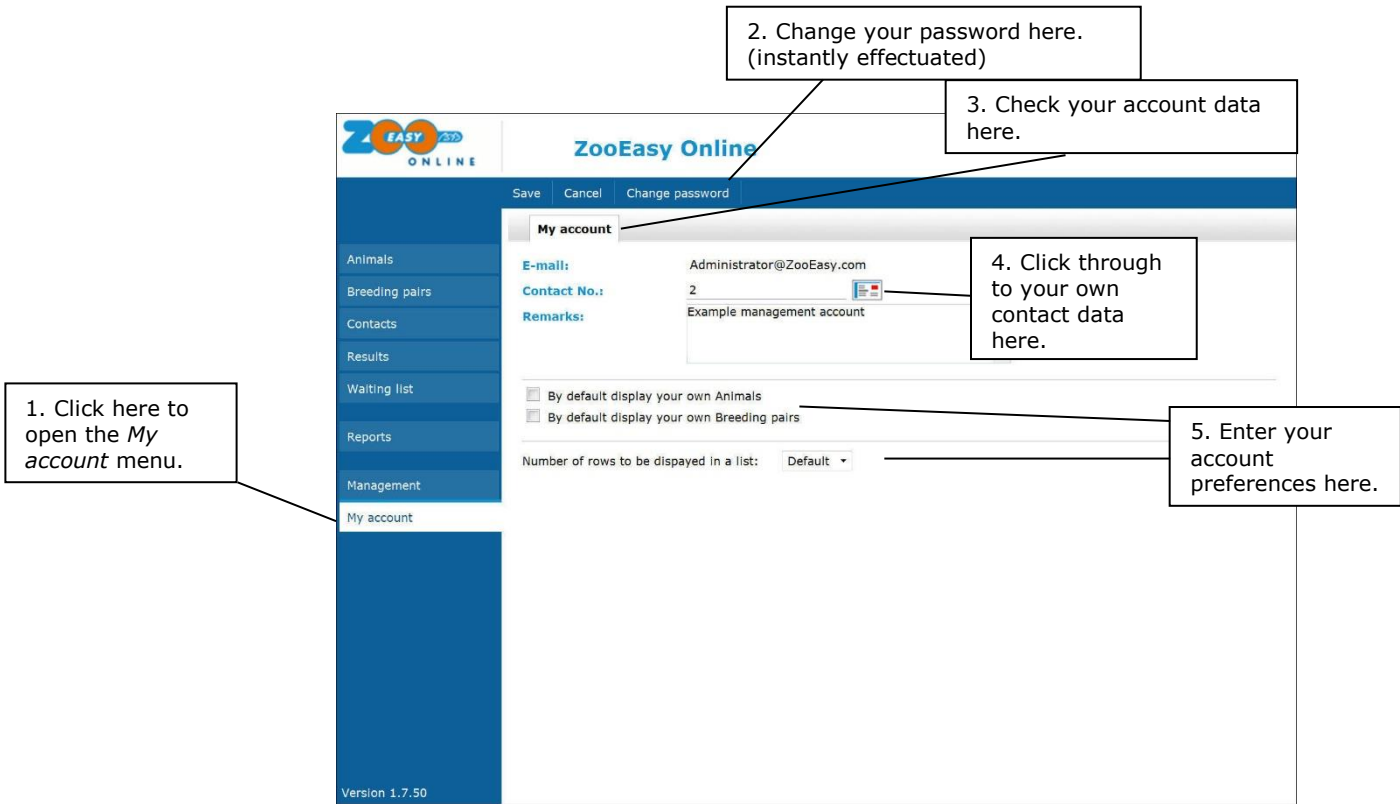
6. Trial pedigree

	Parents	Grandparents	Great grandparents
<p>Fictitious Animal, Inbreeding coefficient : (6.25)%</p>	<p>♂ AFCON, DEMO - 9813301, Male, Brown red, 06-02-1992, 0.00%</p> 	<p>♂ ANTAR, DEMO - 9538067, Male, Light brown, 12-12-1987, 0.00%</p> <p>♀ TESS, DEMO - 9373530, Female, White, 02-12-1989, 0.00%</p>	<p>♂ GLIKA, DEMO - 599375, Male, Black, 07-09-1972</p> <p>♀ ANNELIES, DEMO - 887559, Female, Dark brown, 05-09-1976</p> <p>♂ GOVERT, DEMO - 9500807, Male, Brown, 10-12-1986, 0.00%</p> <p>♀ SHEILA, DEMO - 9559233, Female, Light brown, 02-05-1987, 0.00%</p>
	<p>♀ DUSTY, DEMO - 9300708, Female, Dark brown, 07-06-1988, 0.00%</p>	<p>♂ EISIE, DEMO - 9187990, Male, Brown red, 11-02-1981, 0.00%</p> <p>♀ CYNTHIA, DEMO - 9398708, Female, Brown, 12-10-1985, 0.00%</p>	<p>♂ VREJA, DEMO - 984398, Male, Black, 06-08-1977</p> <p>♀ LOFRAS, DEMO - 903585, Female, Black, 06-09-1976</p> <p>♂ LARA, DEMO - 9188370, Male, Brown red, 07-09-1981</p> <p>♀ TESY, DEMO - 9035225, Female, Light brown, 01-05-1979</p> 

7. Click on an animal to trace the bloodline.

*Specific terms can vary for different animal types.*

**Consulting the My account menu:**



1. Click here to open the *My account* menu.

2. Change your password here. (instantly effectuated)

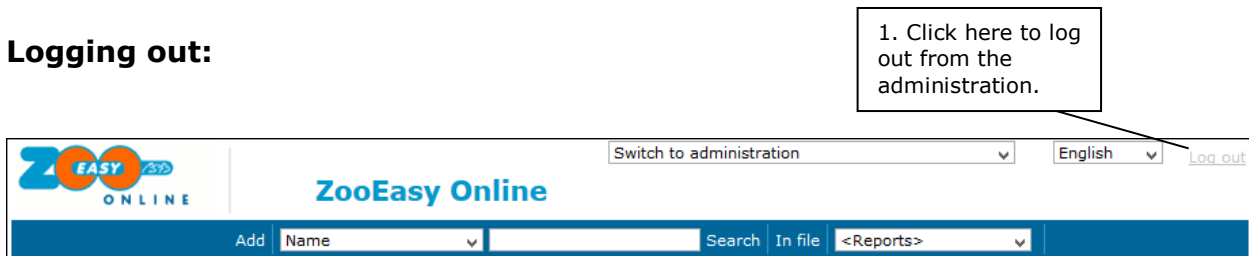
3. Check your account data here.

4. Click through to your own contact data here.

5. Enter your account preferences here.

The screenshot shows the 'My account' page with fields for E-mail (Administrator@ZooEasy.com), Contact No. (2), and Remarks (Example management account). It also includes checkboxes for 'By default display your own Animals' and 'By default display your own Breeding pairs', and a 'Number of rows to be displayed in a list' dropdown set to 'Default'. Buttons for 'Save', 'Cancel', and 'Change password' are visible at the top.

**Logging out:**



1. Click here to log out from the administration.

The screenshot shows the top navigation bar with the ZooEasy Online logo, a 'Switch to administration' dropdown, a language dropdown set to 'English', and a 'Log out' link.

**Contact:**

In case of any questions or uncertainties, please contact the administrator of your administration.

*Specific terms can vary for different animal types.*